

ELECTRICAL DESIGN GROUP

ELECTRICAL BUILDING SERVICES CONSULTANTS

P.O. Box 15, SHERWOOD Q. 4075

Phone: (07) 3278 4375 Fax: (07) 3716 0222

Web Site: www.edg.net.au Email: brisbane@edg.net.au

C3693a - BURGER URGE - RIPLEY

C3693a-0002(B).xls

ELECTRICAL EQUIPMENT SCHEDULE

REVISION B - 5 JANUARY 2026

THE EQUIPMENT SUPPLIER CONTACT DETAILS MAY BE AVAILABLE ON THE EDG WEBSITE VIA THE FOLLOWING LINK www.edg.net.au/links.html					
TYPE	LAMPS	DESCRIPTION	COLOUR / ACCESSORY	CATALOGUE No	REV
L1	12W 3000K LED	RECESSED DOWNLIGHT C/W INTEGRAL DRIVER	BLACK	HAVIT LIGHTING HV5511T-BLK	A
L2	12W 3000K LED	RECESSED DOWNLIGHT C/W INTEGRAL DRIVER MOUNTED WITHIN THE SUSPENDED CEILING FEATURE	BLACK	HAVIT LIGHTING HV5511T-BLK	A
L3	30W 4000K LED	300 X 12000 BACK LITE FLAT PANEL C/W REMOTE DRIVER AND A PB RECESS KIT	WHITE	RAPID LED R3206-TRI- RM	A
L4	19.2W/M 4000K LED	LED STRIP MOUNTED UNDER THE KITCHEN SHELF C/W A REMOTE DRIVER. LOCATE THE DRIVER IN A REMOTE CONCEALED ACCESSIBLE POSITION NOTED ON THE AS CONSTRUCTED DOCUMENTS. MOUNT THE LED IN A RECESSED SCREW FIXED ALUMINIUM EXTRUSION C/W CONTINUOUS OPAL DIFFUSER. ENSURE ALL CABLING IS CONCEALED.	NATURAL ALUMINIUM OPAL DIFFUSER	HAVIT LIGHTING HV9735-IP20-240-4K - 19.2w + HV9695-2515 + POWER SUPPLY	A
L5	20W/M RGB LED	FEATURE RGB LED C/W REMOTE SET AND FORGET RGB CONTROLLER TO ALLOW THE COLOUR TO BE SELECTED ON SITE. REMOTE TE DIMMABLE DRIVER. LOCATE THE CONTROLLER AND DRIVER IN A REMOTE CONCEALED ACCESSIBLE POSITION NOTED ON THE AS CONSTRUCTED DOCUMENTS. MOUNT THE LED IN A RECESSED SCREW FIXED ALUMINIUM EXTRUSION C/W CONTINUOUS OPAL DIFFUSER AS PER THE ARCHITECTURAL JOINERY DETAIL. REFER TO THE ELEVATION FOR THE EXTENT OF THE L7 STRIP. ENSURE ALL CABLING IS CONCEALED.	BLACK ALUMINIUM OPAL DIFFUSER	HAVIT LIGHTING HV9761-IP20-840- RGCW - 20w IP20 24v DC COB RGCW LED Strip + HV9695-2515- BLK + POWER SUPPLY	A
L6	19.2W/M 3000K LED	LED STRIP RECESSED INTO THE REAR SERVERY DISPLAY SHELVES C/W A REMOTE TE DIMMABLE DRIVER. LOCATE THE DRIVER IN A REMOTE CONCEALED ACCESSIBLE POSITION NOTED ON THE AS CONSTRUCTED DOCUMENTS. MOUNT THE LED IN A RECESSED SCREW FIXED ALUMINIUM EXTRUSION C/W CONTINUOUS OPAL DIFFUSER AS PER THE ARCHITECTURAL JOINERY DETAIL. REFER TO THE ELEVATION FOR THE EXTENT /NUMBER OF L6 STRIPS. ENSURE ALL CABLING IS CONCEALED. IT IS ACCEPTABLE TO HAVE A SINGLE DRIVER SUPPLY MULTIPLE LENGTHS OF L6 STRIP IF IT IS SUITABLY SIZED.	BLACK ALUMINIUM OPAL DIFFUSER	HAVIT LIGHTING HV9735-IP20-240-3K - 19.2w + HV9695-2515- BLK + POWER SUPPLY	A



ELECTRICAL DESIGN GROUP

ELECTRICAL BUILDING SERVICES CONSULTANTS

P.O. Box 15, SHERWOOD Q. 4075

Phone: (07) 3278 4375 Fax: (07) 3716 0222

Web Site: www.edg.net.au Email: brisbane@edg.net.au


C3693a - BURGER URGE - RIPLEY

C3693a-0002(B).xls

ELECTRICAL EQUIPMENT SCHEDULE

REVISION B - 5 JANUARY 2026

THE EQUIPMENT SUPPLIER CONTACT DETAILS MAY BE AVAILABLE ON THE EDG WEBSITE VIA THE FOLLOWING LINK www.edg.net.au/links.html					
TYPE	LAMPS	DESCRIPTION	COLOUR / ACCESSORY	CATALOGUE No	REV
L7	19.2W/M 3000K LED	LED STRIP RECESSED INTO THE FRONT FACE OF THE COUNTER C/W A REMOTE TE DIMMABLE DRIVER. LOCATE THE DRIVER IN A REMOTE CONCEALED ACCESSIBLE POSITION NOTED ON THE AS CONSTRUCTED DOCUMENTS. MOUNT THE LED IN A RECESSED SCREW FIXED ALUMINIUM EXTRUSION C/W CONTINUOUS OPAL DIFFUSER AS PER THE ARCHITECTURAL JOINERY DETAIL.	BLACK ALUMINIUM OPAL DIFFUSER	HAVIT LIGHTING HV9735-IP20-240-3K - 19.2w + HV9695-2515-BLK + POWER SUPPLY	B
L8	5000K LED	1200 LONG WEATHERPROOF COLD ROOM / FREEZER LIGHT C/W INTEGRAL DRIVER	NA	SUNNY AUSTRALIA LIGHTING SAL SL9721/35DL	B
"N" NEON INDICATOR		SURFACE MOUNTING BLOCK C/W AN AMBER INDICATOR MECHANISM TO ILLUMINATE WHEN THE COOL ROOM / FREEZER LIGHT IS TURNED ON PROVIDE CIRCUIT IDENTIFICATION ON THE FACEPLATE BEHIND THE SURROUND MOUNTED AT 2200mm AFFL UNLESS NOTED OTHERWISE.	WHITE	CLIPSAL "C2000 SERIES"	V
CF1	EXISTING EXTERNAL DINING CEILING FANS TO BE RETAINED AND RESUPPLIED FROM THE TENANCY DB AS INDICATED. RELOCATE THE EXISTING FAN CONTROLLERS TO THE WALL ADJACENT SP1.				A
PL1	1200 LONG 2700K T8 LED	1300 LONG CHAIN SUSPENDED PENDANT CONFIRM THE SUSPENSION HEIGHT ONSITE WITH THE ARCHITECT	BLACK FITTING AND SUSPENSION	FAT SHACK VINTAGE SKU LP026	B
PL2	TRAILING EDGE DIMMABLE 240 VOLT 2700K B22 LED 150 LUMENS +/- 10% 15,000 HOUR LIFE	DECORATIVE 420 DIA PENDANT CONFIRM THE SUSPENSION HEIGHT ONSITE WITH THE ARCHITECT	BLACK	FAT SHACK VINTAGE SKU P302-TCHN-LRG-BLK	B
DRL	TRAILING EDGE DIMMABLE 240 VOLT 3000K 8W LED	ADJUSTABLE 24DEG TRACK LIGHT ON A SUSPENDED TACK	BLACK SUSPENSION BLACK TRACK BLACK FITTINGS	ABOUT SPACE GUN LIGHT PLUS TRACK	A
WL1	TRAILING EDGE DIMMABLE 240 VOLT 2700K B22 LED 150 LUMENS +/- 10% 15,000 HOUR LIFE	WALL LIGHT MOUNTED LIGHT AS PER THE ARCHITECTURAL ELEVATION	BLACK	FAT SHACK VINTAGE SKU W108	B



ELECTRICAL DESIGN GROUP

ELECTRICAL BUILDING SERVICES CONSULTANTS

P.O. Box 15, SHERWOOD Q. 4075

Phone: (07) 3278 4375 Fax: (07) 3716 0222

Web Site: www.edg.net.au Email: brisbane@edg.net.au

C3693a - BURGER URGE - RIPLEY

C3693a-0002(B).xls

ELECTRICAL EQUIPMENT SCHEDULE

REVISION B - 5 JANUARY 2026

THE EQUIPMENT SUPPLIER CONTACT DETAILS MAY BE AVAILABLE ON THE EDG WEBSITE VIA THE FOLLOWING LINK www.edg.net.au/links.html					
TYPE	LAMPS	DESCRIPTION	COLOUR / ACCESSORY	CATALOGUE No	REV
FL1	4W ST58 CLEAR 2200K	24 VOLT FESTOON LIGHT C/W 500 SPACED LAMPS AND A TE DIMMABLE POWER SUPPLY LOCATED IN A REMOTE CONCEALED ACCESSIBLE POSITION NOTED ON THE AS CONSTRUCTED DOCUMENTS	BLACK CABLE AND FIXINGS	FESTOON HOUSE SKU: SV-FST-BLK- 30/60-FWW-KIT-Y	A
E1	LED	EMERGENCY LIGHT: RECESSED NON-MAINTAINED EMERGENCY LIGHT. AS2293 CLASSIFICATION C0-D40 - C90-D40.	WHITE	CLEVERTRONICS LLIFE	A
E2	LED	EMERGENCY LIGHT: RECESSED NON-MAINTAINED EMERGENCY LIGHT. AS2293 CLASSIFICATION C0-D40 - C90-D40.	BLACK	CLEVERTRONICS LLIFE BLK	A
EX	LED	EXIT LIGHT: MAINTAINED 24M VIEWING DISTANCE EXIT LIGHT C/W DIFFUSERS & DIRECTIONAL ARROWS AS SHOWN. CEILING SURFACE MOUNT OR WALL MOUNT BETWEEN 2100mm & 2700mm AFFL IF THERE IS NO VERTICAL SURFACE TO MOUNT THE FITTING ON WITHIN THIS RANGE CONFIRM THE MOUNTING HEIGHT WITH THE ENGINEER. AS2293 CLASSIFICATION C0- D1.25- C90-D2	WHITE UNLESS NOTED AS BK THEN BLACK BODY	CLEVERTRONICS LUBPRO-SM	A
CEILING SPEAKER		RECESSED BLACK CEILING SPEAKER			B
WALL MOUNTED SPEAKER		WALL MOUNTED BLACK SPEAKER			B
PASS THROUGH HEAT LAMP (HTL)		CONNECT THE PASS THROUGH HEAT LAMP PROVIDED AS PART OF THE KITCHEN FABRICATION. CONTROL THE SUPPLY T THE PASS THROUGH HEAT LAMP VIA A LOCAL MANUAL SWITCH			A
ONE-WAY SWITCH		ONE-WAY SWITCH C/W CIRCUIT IDENTIFICATION ON THE FACEPLATE BEHIND THE SURROUND MOUNTED AT 1000mm AFFL UNLESS NOTED OTHERWISE.	WHITE	CLIPSAL C2000 SERIES 30USM	A
LIGHT SWITCH TWO WAY		COOL ROOM LIGHT SWITCH IP56 MOUNTED AT 1000 AFFL	CHEMICAL GREY	CLIPSAL CHEMICAL GREY 56 SERIES	B
LIGHTING CONTROL SWITCH PANEL (SPx)		MULTIGANG SWITCH PANEL AS PER THE LIGHTING CONTROL SCHEMATIC / ELEVATION MOUNTED AT 1000mm AFFL UNLESS NOTED OTHERWISE.	WHITE	CLIPSAL C2000 SERIES 30USM	A
TRAILING EDGE POT DIMMER (TE)		MANUAL 400W PHASE CUT DALI LIGHT SWITCH / POT DIMMER MOUNTED AS PER THE LIGHTING CONTROL SCHEMATIC AND ELEVATION.	WHITE	CLIPSAL C2000 SERIES	A



ELECTRICAL DESIGN GROUP

ELECTRICAL BUILDING SERVICES CONSULTANTS

P.O. Box 15, SHERWOOD Q. 4075

Phone: (07) 3278 4375 Fax: (07) 3716 0222

Web Site: www.edg.net.au Email: brisbane@edg.net.au


C3693a - BURGER URGE - RIPLEY

C3693a-0002(B).xls

ELECTRICAL EQUIPMENT SCHEDULE

REVISION B - 5 JANUARY 2026

THE EQUIPMENT SUPPLIER CONTACT DETAILS MAY BE AVAILABLE ON THE EDG WEBSITE VIA THE FOLLOWING LINK www.edg.net.au/links.html					
TYPE	LAMPS	DESCRIPTION	COLOUR / ACCESSORY	CATALOGUE No	REV
SIGN CONNECTION		COORDINATE THE LOCATION AND CONNECTION WITH THE SIGN CONTRACTOR ENSURING THE GPO / ISOLATORS ARE PROVIDED WITH APPROPRIATE WEATHER PROTECTION AND ARE CONCEALED FROM VIEW.			A
SPECIAL POWER OUTLET		SPECIAL PURPOSE POWER OUTLET RATING AND CONFIGURATION AS NOTED MOUNT AT 300 AFFL UNLESS NOTED OTHER WISE			A
SINGLE POWER OUTLET		SINGLE POWER OUTLET C/W CIRCUIT IDENTIFICATION ON THE FACEPLATE BEHIND THE SURROUND MOUNT ABOVE BENCH U.N.O.	WHITE	CLIPSAL C2000 SERIES	A
DOUBLE POWER OUTLET		DOUBLE POWER OUTLET C/W CIRCUIT IDENTIFICATION ON THE FACEPLATE BEHIND THE SURROUND MOUNT ABOVE BENCH U.N.O.	WHITE UNLESS NOTED AS BLACK	CLIPSAL C2000 SERIES	B
IP56 OUTLETS		PROVIDE OUTLETS ANNOTATED AS IP56 AS CLIPSAL I56 SERIES GREY OUTLETS C/W INTEGRAL SWITCH			A
IP56 OUTLETS		GAS CONTROLLER PROVIDED AS PART OF THE HYDRAULIC SUB CONTRACT WORKS			B
REFRIGERATION ISOLATION PANELS		PROVIDE PLYWOOD MOUNTING PANELS WITHIN THE CEILING SPACE ABOVE THE COOL ROOM / FREEZER ACCESS PANELS C/W ISOLATION SWITCHES AND LIGHTING AS PER THE REFRIGERATION ISOLATOR PANEL DETAILS. CIRCUIT EACH ISOLATOR AS INDICATED. CONNECTION OF THE ISOLATOR TO THE REFRIGERATION EQUIPMENT WILL BE BY THE REFRIGERATION SUB CONTRACTOR			A
CH x1		CONTROL CHANNEL WITH A NUMERICAL REFERENCE. REFER TO THE POWER AND LIGHTING CONTROL SCHEMATIC			A
DB-x - Py		CIRCUIT DESIGNATION DENOTES DB AND CIRCUIT. ALL CIRCUITS ARE TO BE RUN IN 2.5mmSQR Cu STRANDED TPS AND PROTECTED BY A 20 AMP MINIATURE CIRCUIT BREAKER UNLESS NOTED OTHERWISE.			A
DOUBLE POWER OUTLET (USB)		DOUBLE POWER OUTLET C/W USB CHARGER AND CIRCUIT IDENTIFICATION ON THE FACEPLATE BEHIND THE SURROUND MOUNT ABOVE BENCH RATING 10A U.N.O. SUBMIT DETAILS OF THE OUTLET FOR APPROVAL.	WHITE	CLIPSAL 2000 SERIES + 30USBAM MECH	A
WEATHERPROOF GPO (WP)		IP54 WEATHERPROOF SINGLE / DOUBLE GPO AS NOTED ON DRAWING C/W COVER FLAP OVER SOCKET. MOUNT AT MINIMUM 1100mm AFFL U.N.O. RATING 10A U.N.O.	-	CLIPSAL WSCF227F	A
SINGLE-PHASE ISOLATOR		SINGLE-PHASE WEATHERPROOF ISOLATOR. MOUNT AT 1350mm AFFL U.N.O. RATING 20A U.N.O. CONNECT TO EQUIPMENT VIA FLEXIBLE CONDUIT.	-	CLIPSAL WHT20	A
THREE-PHASE ISOLATOR		THREE-PHASE WEATHERPROOF ISOLATOR. MOUNT AT 1350mm AFFL U.N.O. RATING 20A U.N.O. CONNECT TO EQUIPMENT VIA FLEXIBLE CONDUIT. "RSD" DENOTES ROLLER SHUTTER DOOR SUPPLY - COORDINATE LOCATION ONSITE WITH MOTOR.	-	CLIPSAL WHT35	A



ELECTRICAL DESIGN GROUP

ELECTRICAL BUILDING SERVICES CONSULTANTS

P.O. Box 15, SHERWOOD Q. 4075

Phone: (07) 3278 4375 Fax: (07) 3716 0222

Web Site: www.edg.net.au Email: brisbane@edg.net.au


C3693a - BURGER URGE - RIPLEY

C3693a-0002(B).xls

ELECTRICAL EQUIPMENT SCHEDULE

REVISION B - 5 JANUARY 2026

THE EQUIPMENT SUPPLIER CONTACT DETAILS MAY BE AVAILABLE ON THE EDG WEBSITE VIA THE FOLLOWING LINK www.edg.net.au/links.html					
TYPE	LAMPS	DESCRIPTION	COLOUR / ACCESSORY	CATALOGUE No	REV
COMMUNICATIONS RACK CR-A		PROVIDE CR-A AS A 24 RU 800 DEEP HINGED WALL MOUNTED RACK WITH FRONT AND REAR VERTICAL 19INCH MOUNTING RAILS. MOUNT THE RAT AT HIGH LEVEL. PROVIDE THE ARCH WITH A 19 INCH MOUNTED 10 PORT POWER RAIL CONNECTED TO THE RACK GPO. ENSURE THE RACK GPO IS COVERED WITHIN THE RACK WHEN THE RACK IS CLOSED. PROVIDE THE RACK WITH LOCKABLE VENTILATED SIDES AND DOOR AS WELL AS TWO TOP LID MOUNTED TEMPERATURE CONTROLLED VENTILATION FANS. PROVIDE THE RACK WITH A CAT 6 CCTV PATCH PANEL AND A COMMUNICATIONS CAT 6 PATCH PANEL. 19 INCH MOUNT THE AV AMPLIFIER AND CCTV NVR WITHIN THE RACK. PROVIDED DETAILS OF THE RACK FOR APPROVAL PRIOR TO ORDERING. PROVIDE TWO CAT 6 WALL MOUNTED OUTLETS WITHIN THE RACK CABLED TO CAT 6 OUTLETS ADJACENT THE NTU TO FACILITATE CONNECTION OF THE NTU INTERNET SERVICE TO THE RACK.			A
COMMUNICATIONS OUTLET		RJ45 CAT-6 COMMUNICATIONS OUTLET, CABLED BACK TO A PATCH PANEL IN CR-A VIA 4-PAIR CAT-6 UTP CABLE. MOUNT UP TO 3 RJ45 OUTLETS PER MULTI-GANG FACEPLATE WITH SEPARATE PERMANENT LABELLING FOR EACH OUTLET. MOUNT ABOVE BENCH UNLESS NOTED OTHERWISE	WHITE UNLESS NOTED AS BLACK	CLIPSAL C2000 SERIES	A
NTD		EXISTING NBN NETWORK TERMINATION DEVICE.			A
HDMI LINK CABLE TYPE 1 (H1)		PROVIDE THE HDMI TYPE 1 LINK AS A FACTORY TERMINATED HDMI 2.0 CABLE RUNNING BETWEEN THE POINTS INDICATED. PROVIDE 1M SLACK IN THE CABLE AT EACH END TO ALLOW CONNECTION TO THE ACTIVE EQUIPMENT. PROVIDE A WHITE TRADER COBRUSH FACEPLATE AT EACH HDMI POINT TO FACILITATE THE HDMI CABLES ENTERING THE WALL CAVITY.			A
HDMI LINK CABLE TYPE 2 (H2)		PROVIDE HDMI TYPE 2 LINK AS ACTIVE HDMI 2.0 TO FIBRE CONVERTERS CONNECTED BY A SINGLE CORE SIMPLEX LC OM3 FIBRE RUNNING BETWEEN THE POINTS INDICATED. PROVIDE 1M SLACK IN THE CABLE AT EACH END TO ALLOW CONNECTION TO THE ACTIVE EQUIPMENT. PROVIDE A WHITE TRADER COBRUSH FACEPLATE AT THE PROJECTOR POSITION AND AT THE RACK TO FACILITATE THE CABLE ENTERING THE CEILING / WALL CAVITY. EQUAL TO LINDY 38392			A
DB-A		UPGRADE THE EXISTING DISTRIBUTION BOARD DB-A AS NECESSARY TO ACCOMMODATE THE CIRCUITS AS DETAILED ON THE DISTRIBUTION BOARD SCHEDULE.			A
CONTACTOR		PROVIDE ALL CONTACTORS AS HEAVY DUTY MOTOR START TYPE.			A
RELAY		CONTROL RELAY.			A
SECURITY EQUIPMENT		SECURITY SYSTEM PANELS			A
SECURITY INTRUDER DETECTOR		DUAL-TECHNOLOGY MOVEMENT DETECTORS WALL MOUNTED AS PER THE MANUFACTURER'S SPECIFICATION. CONNECT TO THE LOCAL SECURITY EQUIPMENT WITH ONE DETECTOR PER ZONE. PROGRAM THE SECURITY SYSTEM AS REQUIRED TO ACCOMMODATE THE NEW DETECTORS AND CHANGES TO THE SATISFACTION OF THE OPERATOR. SUBMIT DETAILS OF THE DETECTORS INCLUDING THE MOUNTING ARRANGEMENTS FOR APPROVAL PRIOR TO ORDERING.			A
SECURITY PIEZO		CEILING FLUSH RECESSED WHITE SECURITY PIEZO SIREN.			A
SECURITY REED SWITCH		SECURITY FLUSH DOOR / GATE REED SWITCH ALL CABLING AND ASSOCIATED CONDUIT TO BE CONCEALED. CONNECT TO THE LOCAL SECURITY EQUIPMENT WITH EACH DOOR / SET OF DOORS CONFIGURED AS A SINGLE ZONE. PROGRAM THE SECURITY SYSTEM AS REQUIRED TO ACCOMMODATE THE NEW REED SWITCHES AND CHANGES TO THE SATISFACTION OF THE OPERATOR.			A
SECURITY KEY PAD (KP)		SECURITY ARMING / DISARMING LCD DISPLAY KEY PAD MOUNTED AT 1000AFL			A



ELECTRICAL DESIGN GROUP

ELECTRICAL BUILDING SERVICES CONSULTANTS

P.O. Box 15, SHERWOOD Q. 4075

Phone: (07) 3278 4375 Fax: (07) 3716 0222

Web Site: www.edg.net.au Email: brisbane@edg.net.au

C3693a - BURGER URGE - RIPLEY

C3693a-0002(B).xls

ELECTRICAL EQUIPMENT SCHEDULE

REVISION B - 5 JANUARY 2026

THE EQUIPMENT SUPPLIER CONTACT DETAILS MAY BE AVAILABLE ON THE EDG WEBSITE VIA THE FOLLOWING LINK www.edg.net.au/links.html					
TYPE	LAMPS	DESCRIPTION	COLOUR / ACCESSORY	CATALOGUE No	REV
CCTV CAMERA INTERNAL POSITIONS		SURFACE MOUNTED COLOUR FIXED TURRET CAMERA CABLED TO A CAT 6 CAMERA PATCH PANEL IN CR-A VIA 4-PAIR CAT-6 UTP CABLE.	WHITE	EQUAL TO HIKVISION DS-2CD2347G2-L	A
CCTV CAMERA EXTERNAL POSITIONS		SURFACE MOUNTED IR FIXED TURRET CAMERA CABLED TO A CAT 6 CAMERA PATCH PANEL WITHIN CR-A VIA 4-PAIR CAT-6 UTP CABLE.	WHITE	EQUAL TO HIKVISION DS-2CD2345G0P-I	A